

Options:


- Bin sleeve B can be switched to have shelving on only the front side
- Bin base can be switched for short style

tolerance ±0.5"

PROPRIETARY AND CONFIDENTIAL
 THE INFORMATION CONTAINED IN THIS DRAWING IS THE SOLE PROPERTY OF BORRAY MFG INC. ANY REPRODUCTION IN PART OR AS A WHOLE WITHOUT THE WRITTEN PERMISSION OF BORRAY MFG INC IS PROHIBITED.

	NAME	DATE	ENG.	JOCELYN R. C.
DRAWN	J.R.C.	02/18/2021		
CHECKED				
ENG APPR.				
MFG APPR.				
Q.A.				
MATERIAL	ABS			
SIZE		DWG. NO.		REV
A		BOXCOMSH-DS4840		
SCALE: 1:24		WEIGHT:		SHEET 1 OF 1





ABS Materials

for all BOXCUM, BOXCOMSH, BINENDCAP, MPB, SQRB, BINBT, BINB Sleeves




Black Textured
Add "BLK" to item number




Weave
Add "WE" to item number



Gray Woodgrain
Add "GRAY" to item number



Yorkshire Cherry
Add "YSC" to item number



Bamboo
Add "BB" to item number